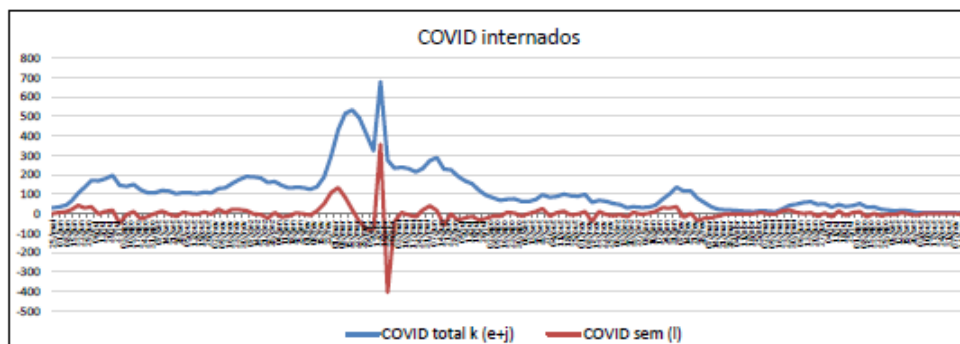
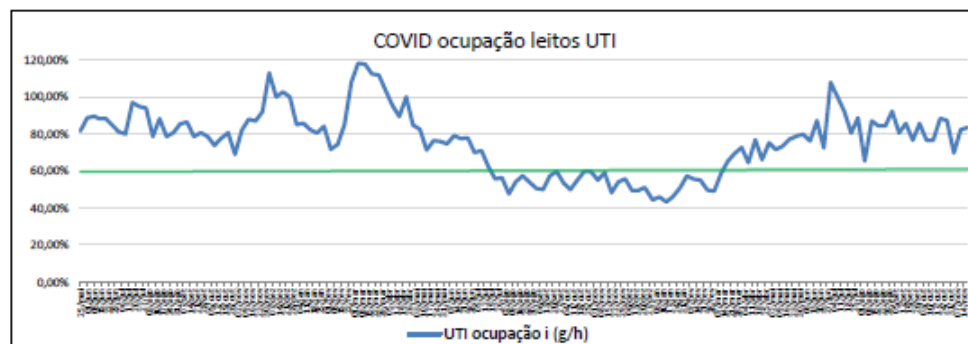
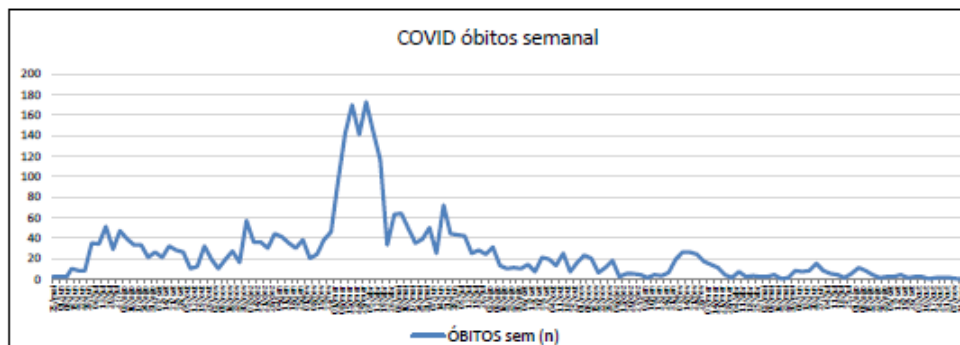
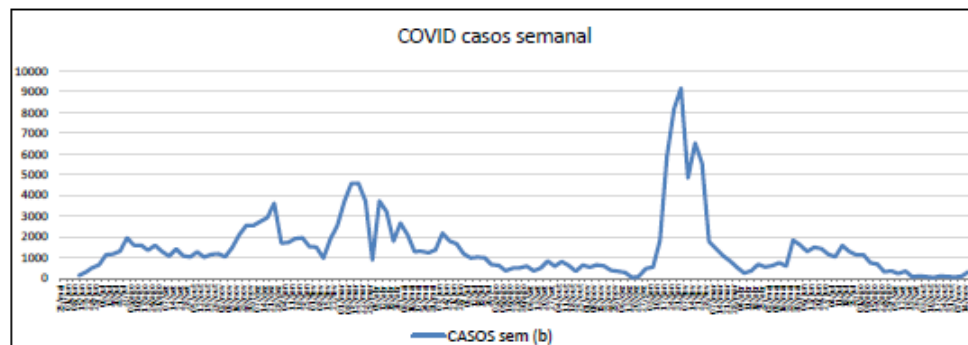


## CONSINOS – COVID-19 – REGIÃO 07 – Evolução semanal

**REGIÃO 07: 820 mil habitantes e 12 hospitais**

DATA	CASOS total	CASOS sem	UTI confirmado	UTI - suspeito	UTI covid	UTI outros	UTI pacientes	UTI total	UTI ocupação	COVID fora UTI	COVID total	COVID sem	ÓBITOS total	ÓBITOS sem
02/set/22	182.923	354	3	0	3	68	71	77	92,20%	15	18	-4	3.279	2
09/set/22	183.153	230	0	2	2	60	62	77	80,50%	11	13	-5	3.281	2
16/set/22	183.498	345	1	3	4	62	66	77	85,70%	13	17	4	3.285	4
23/set/22	183.560	62	0	3	4	56	59	77	76,70%	11	14	-3	3.286	1
30/set/22	183.672	112	1	0	1	65	66	77	85,70%	4	5	-9	3.288	2
07/out/22	183.744	72	0	0	0	59	59	77	76,70%	4	4	-1	3.290	2
14/out/22	183.786	42	0	0	0	59	59	77	76,70%	5	5	1	3.290	0
21/out/22	183.892	106	0	0	0	65	65	77	88,40%	4	4	-1	3.291	1
28/out/22	183.976	84	0	0	0	69	69	77	87,30%	4	4	0	3.292	1
04/nov/22	184.030	54	0	0	0	55	55	79	69,70%	5	5	1	3.293	1
11/nov/22	184.128	98	0	0	0	65	65	79	82,30%	3	3	-2	3.293	0
18/nov/22	184.440	312	1	1	2	64	66	79	83,50%	7	9	6	3.293	0

Fonte: covid.saude.rs.gov.br



Municípios Região 07: Araricá, Campo Bom, Dois Irmãos, Estância Velha, Ivoti, Lindolfo Collor, Morro Reuter, Nova Hartz, Novo Hamburgo, Portão, Presidente Lucena, Santa Maria do Herval, São José do Hortêncio, São Leopoldo e Sapiranga

Atualizado em 18/nov/2022