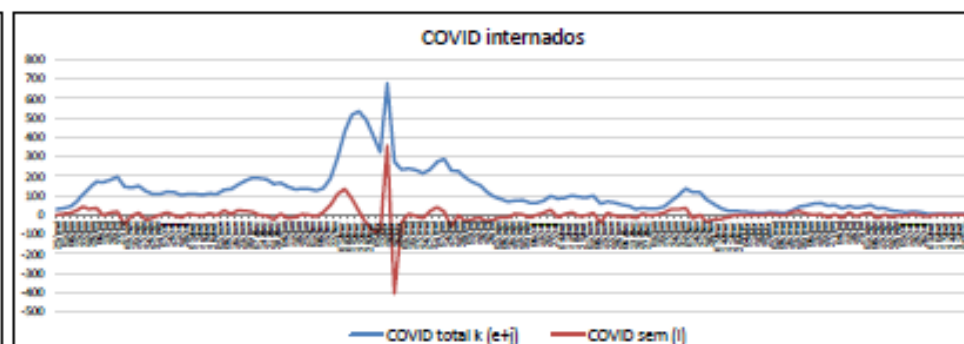
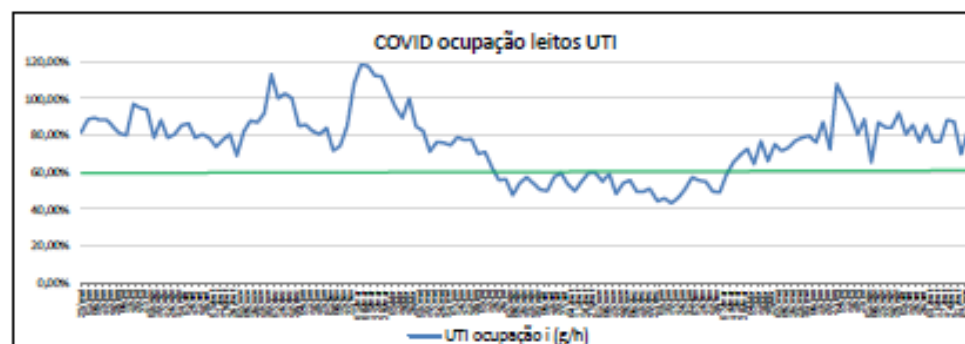
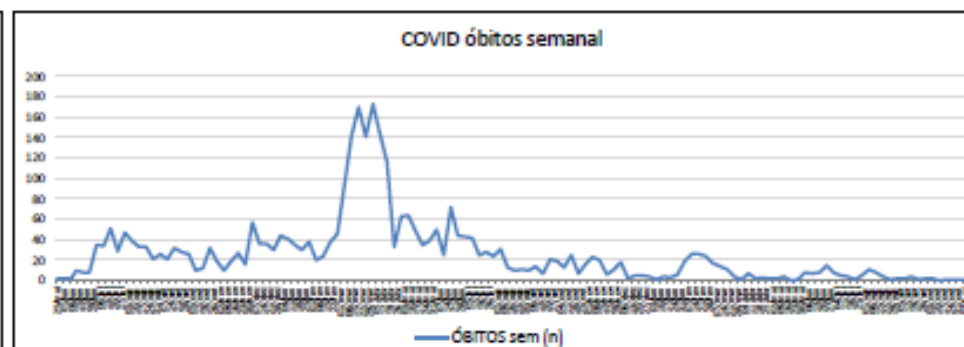
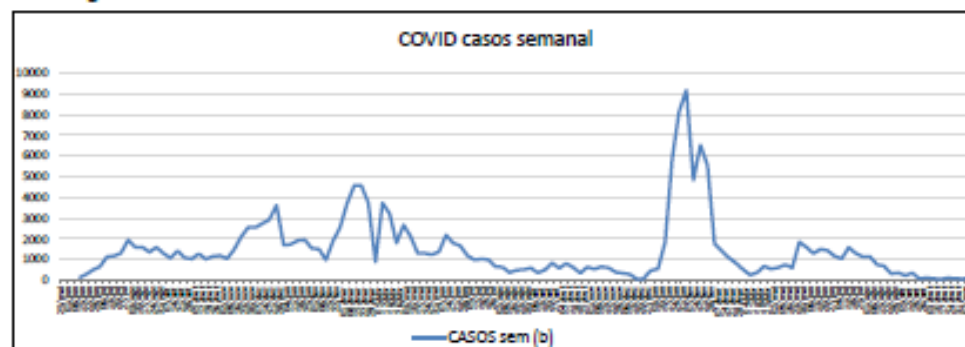


CONSINOS – COVID-19 – REGIÃO 07 – Evolução semanal

REGIÃO 07: 820 mil habitantes e 12 hospitais

| DATA | CASOS total | CASOS sem | UTI confirmado | UTI -suspeito | UTI covid | UTI outros | UTI pacientes | UTI total | UTI ocupação | COVID fora UTI | COVID total | COVID sem | ÓBITOS total | ÓBITOS sem |
|-----------|-------------|-----------|----------------|---------------|-----------|------------|---------------|-----------|--------------|----------------|-------------|-----------|--------------|------------|
| 26/ago/22 | 182.569 | 309 | 0 | 4 | 4 | 61 | 65 | 77 | 84,40% | 18 | 22 | -12 | 3.277 | 1 |
| 02/set/22 | 182.923 | 354 | 3 | 0 | 3 | 68 | 71 | 77 | 92,20% | 15 | 18 | -4 | 3.279 | 2 |
| 09/set/22 | 183.153 | 230 | 0 | 2 | 2 | 60 | 62 | 77 | 80,50% | 11 | 13 | -5 | 3.281 | 2 |
| 16/set/22 | 183.498 | 345 | 1 | 3 | 4 | 62 | 66 | 77 | 85,70% | 13 | 17 | 4 | 3.285 | 4 |
| 23/set/22 | 183.560 | 62 | 0 | 3 | 4 | 56 | 59 | 77 | 76,70% | 11 | 14 | -3 | 3.286 | 1 |
| 30/set/22 | 183.672 | 112 | 1 | 0 | 1 | 65 | 66 | 77 | 85,70% | 4 | 5 | -9 | 3.288 | 2 |
| 07/out/22 | 183.744 | 72 | 0 | 0 | 0 | 59 | 59 | 77 | 76,70% | 4 | 4 | -1 | 3.290 | 2 |
| 14/out/22 | 183.786 | 42 | 0 | 0 | 0 | 59 | 59 | 77 | 76,70% | 5 | 5 | 1 | 3.290 | 0 |
| 21/out/22 | 183.892 | 106 | 0 | 0 | 0 | 65 | 65 | 77 | 88,40% | 4 | 4 | -1 | 3.291 | 1 |
| 28/out/22 | 183.976 | 84 | 0 | 0 | 0 | 69 | 69 | 77 | 87,30% | 4 | 4 | 0 | 3.292 | 1 |
| 04/nov/22 | 184.030 | 54 | 0 | 0 | 0 | 55 | 55 | 79 | 69,70% | 5 | 5 | 1 | 3.293 | 1 |
| 11/nov/22 | 184.128 | 98 | 0 | 0 | 0 | 65 | 65 | 79 | 82,30% | 3 | 3 | -2 | 3.293 | 0 |

Fonte: covid.saude.rs.gov.br



Municípios Região 07: Araricá, Campo Bom, Dois Irmãos, Estância Velha, Ivoti, Lindolfo Collor, Morro Reuter, Nova Hartz, Novo Hamburgo, Portão, Presidente Lucena, Santa Maria do Herval, São José do Hortêncio, São Leopoldo e Sapiranga

Atualizado em 11/nov/2022