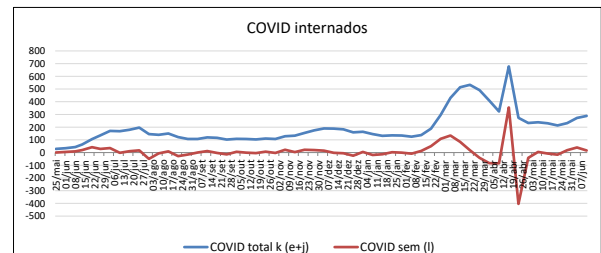
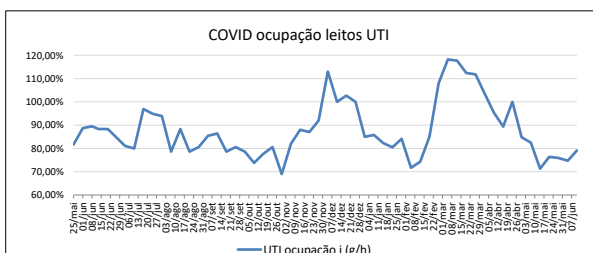
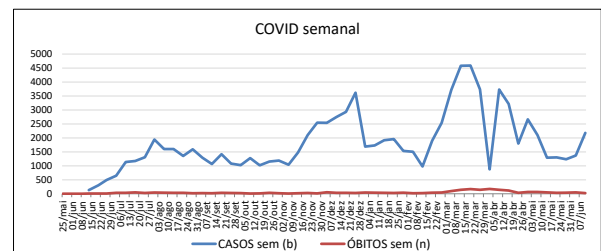
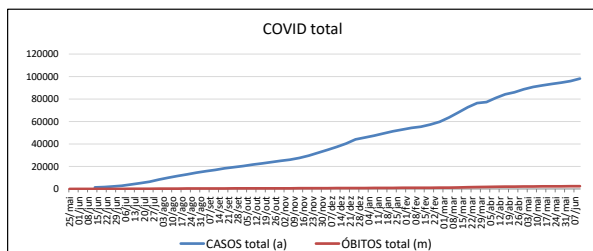


# CONSINOS – COVID-19 – REGIÃO 07 – Evolução semanal

REGIÃO 07: 820 mil habitantes e 10 hospitais

DATA	CASOS total	CASOS sem	UTI confirmado	UTI -suspeito	UTI covid	UTI outros	UTI pacientes	UTI total	UTI ocupação	COVID fora UTI	COVID total	COVID sem	ÓBITOS total	ÓBITOS sem
	(a)	(b)	c	d	e (c+d)	f	g (e+f)	h	i (g/h)	j	k (e+i)	(l)	(m)	(n)
25/mai/20			4	3	7	51	58	71	81,70%	22	29	0	2	2
01/jun/20			2	6	8	55	63	71	88,70%	26	34	5	4	2
08/jun/20			5	11	16	52	68	76	89,50%	28	44	10	6	2
13/jun/20	1.377	131	10	11	21	47	68	77	88,30%	43	64	20	16	10
20/jun/20	1.678	301	18	9	27	41	68	77	88,30%	79	106	42	24	8
26/jun/20	2.170	492	24	14	38	30	68	80	85,00%	97	135	29	32	8
03/jul/20	2.818	648	31	20	51	26	77	95	81,10%	119	170	35	67	35
10/jul/20	3.953	1.135	42	7	49	27	76	95	80,00%	119	168	-2	101	34
17/jul/20	5.125	1.172	45	12	57	38	95	98	96,90%	122	179	11	152	51
24/jul/20	6.435	1.310	47	14	61	32	93	98	94,90%	135	196	17	181	29
31/jul/20	8.377	1.942	37	19	56	36	92	98	93,90%	90	146	-50	228	47
07/ago/20	9.977	1.600	29	15	44	37	81	103	78,60%	96	140	-6	267	39
14/ago/20	11.578	1.601	34	18	52	39	91	103	88,30%	98	150	10	300	33
21/ago/20	12.932	1.354	29	13	42	39	81	103	78,60%	80	122	-28	333	33
28/ago/20	14.523	1.591	28	18	46	37	83	103	80,60%	61	107	-15	354	21
04/set/20	15.817	1.294	26	20	46	42	88	103	85,40%	61	107	0	380	26
11/set/20	16.880	1.063	27	16	43	46	89	103	86,40%	76	119	12	401	21
18/set/20	18.297	1.417	32	8	40	41	81	103	78,60%	76	116	-3	433	32
25/set/20	19.378	1.081	32	8	40	43	83	103	80,60%	62	102	-14	461	28
02/out/20	20.403	1.025	30	9	39	42	81	103	78,60%	69	108	6	487	26
09/out/20	21.680	1.277	28	15	43	33	76	103	73,80%	64	107	-1	497	10
16/out/20	22.700	1.020	27	10	37	43	80	103	77,70%	66	103	-4	509	12
23/out/20	23.851	1.151	27	8	35	48	83	103	80,60%	75	110	7	541	32
30/out/20	25.038	1.187	27	5	32	37	69	100	69,00%	75	107	-3	560	19
06/nov/20	26.080	1.042	28	14	42	40	82	100	82,00%	87	129	22	570	10
13/nov/20	27.557	1.477	36	6	42	46	88	100	88,00%	91	133	4	589	19
20/nov/20	29.658	2.101	37	12	49	38	87	100	87,00%	106	155	22	616	27
27/nov/20	32.203	2.545	48	9	57	35	92	100	92,00%	118	175	20	632	16
04/dez/20	34.749	2.541	53	15	68	45	113	100	113,00%	122	190	15	689	57
11/dez/20	37.494	2.745	58	15	73	40	113	113	100,00%	115	188	-2	725	36
18/dez/20	40.423	2.929	54	21	75	41	116	113	102,70%	108	183	-5	761	36
25/dez/20	44.041	3.618	53	16	69	44	113	113	100,00%	90	159	-24	791	30
01/jan/21	45.732	1.691	40	20	60	36	96	113	85,00%	104	164	5	835	44
08/jan/21	47.461	1.729	40	18	58	39	97	113	85,80%	87	145	-19	876	41
15/jan/21	49.377	1.916	39	13	52	41	93	113	82,30%	80	132	-13	911	35
22/jan/21	51.332	1.955	41	12	53	38	91	113	80,50%	82	135	3	941	30
29/jan/21	52.867	1.535	39	11	50	45	95	113	84,10%	84	134	-1	979	38
05/fev/21	54.370	1.503	39	12	51	30	81	113	71,70%	74	125	-9	999	20
12/fev/21	55.348	978	32	14	46	38	84	113	74,30%	92	138	13	1023	24
19/fev/21	57.251	1.903	44	18	62	34	96	113	85,00%	126	188	50	1061	38
26/fev/21	59.791	2.540	71	22	93	29	122	113	108,00%	203	296	108	1107	46
05/mar/21	63.512	3.721	108	26	134	35	169	143	118,20%	296	430	134	1202	95
12/mar/21	68.093	4.581	123	27	150	36	186	158	117,70%	364	514	84	1344	142
19/mar/21	72.682	4.589	139	20	159	32	191	170	112,40%	374	533	19	1514	170
26/mar/21	76.417	3.735	134	18	152	38	190	170	111,80%	339	491	-42	1655	141
02/abr/21	77.293	876	125	11	136	40	176	170	103,50%	272	408	-83	1828	173
09/abr/21	81.022	3.729	111	4	115	47	162	170	95,30%	208	323	-85	1972	144
16/abr/21	84.237	3.215	102	8	110	42	152	170	89,40%	568	678	355	2088	116
23/abr/21	86.034	1.797	83	34	117	41	158	158	100,00%	157	274	-404	2121	33
30/abr/21	88.697	2.663	90	8	98	36	134	158	84,80%	135	233	-41	2184	63
07/mai/21	90.797	2.100	83	11	94	38	132	160	82,50%	144	238	5	2248	64
14/mai/21	92.091	1.294	74	12	88	36	124	174	71,30%	143	231	-7	2297	49
21/mai/21	93.393	1.302	74	13	87	46	133	174	76,40%	127	214	-17	2332	35
28/mai/21	94.628	1.235	81	12	93	39	132	174	75,90%	139	232	18	2371	39
04/jun/21	95.999	1.371	88	8	96	34	130	174	74,70%	176	272	40	2421	50
11/jun/21	98.179	2.180	95	8	103	56	159	201	79,10%	185	288	16	2446	25

Fonte: covid.saude.rs.gov.br



Municípios Região 07: Araricá, Campo Bom, Dois Irmãos, Estância Velha, Ivoti, Lindolfo Collor, Morro Reuter, Nova Hartz, Novo Hamburgo, Portão, Presidente Lucena, Santa Maria do Herval, São José do Hortêncio, São Leopoldo e Sapiranga

Atualizado em 11/junho/2021